

Mini
Poster

Sorting
Cards

Recording
Sheets

The *three* sounds of

EA

Sorting Pack

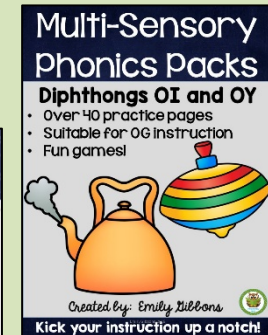

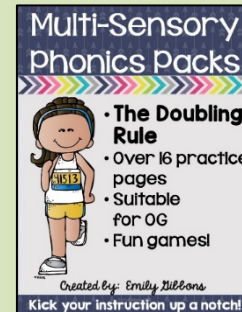
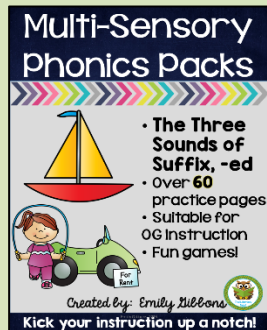


I hope you enjoy this resource!
Here are a few ways to stay in touch with me!

- Follow [my store](#).
- Sign up for my monthly email newsletter on [my blog](#). I'll send you important updates and a fun freebie!



You may also like the following resources in my store:
Just click on any of the images below.



[Click here for more Orton-Gillingham resources.](#)

Dear Educator,

Thank you for your download! This is a collection of activities to use for differentiating between the different sounds of the vowel digraph ea. Word sorting is a brain-based activity that will be really get your students looking more critically at words and their patterns. ONE SORT IS NOT ENOUGH. Children need multiple exposures to sorting in a variety of ways. There should be no writing involved in the first sort. Just looking at the words, discovering patterns and determining categories is enough for the first lesson. Subsequent lessons can involve sorting, speed sorting, and blind sorting.

Use the word cards for sorting and for playing concentration. I've also added a making words template to practice building 3, 4, and 5 letter words with ea.

Please be sure to check my [Teachers Pay Teachers Store](https://www.teacherspayteachers.com/Store/TheLiteracyNest) for more word study activities. Thank you!

-Emily Gibbons, www.theliteracynest.com

Looking to share?
Purchase an
additional license.




pg. #	Activity
5	The 3 Sounds of ea Mini-Poster
6	Student Directions
7-8	Word Cards for Sorting and Concentration (front and back for double-sided cards)
9	Sorting Recording Sheet
10	Sorting Answer Key
11	Making Words
112	Credits

The Three Sounds of ea


The vowel digraph ea can make 3 different sounds:

ea \ē\




I like to **eat**

ea \ā\




steak

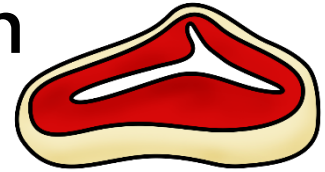
ea \ě\



and **bread**.



Directions for Concentration




Materials: one set of cards, cut out


1. Shuffle the cards well. Place them face down in an array (A 4x6 or a 6x4 array will work well.)
2. Take turns flipping cards over to make matches.

THIS IS HOW YOU CAN MAKE A MATCH:

- Find 2 cards that have the same ea sound:
The 3 sounds of ea are: /ē/, /ā/, or /ě/



FRONT SIDE OF WORD CARDS: PHOTOCOPY BACK TO BACK WITH PAGE 8.



Cards for cutting, sorting and playing Concentration

each

tea

sneak

dream

teach

clean

leaf

feast

steak

break

great

wear

bear

yea

greatest

pear

bread

head

read

health

spread

sweat




heavy

wealth

Name: _____

Date: _____


Sort and write the word cards into the correct categories.

 ea /ē/ eat	 ea /ā/ steak	 ea /ě/ bread

Name: ANSWER KEY

Date: _____

Sort and write the word cards into the correct categories.

 ea /ē/ eat	 ea /ā/ steak	 ea /ě/ bread
each	steak	bread
tea	break	head
sneak	great	read
dream	wear	health
teach	bear	spread
clean	yea	sweat
leaf	greatest	healthy
feast	pear	wealth

Name: _____

Making Words

Date: _____

Cut out the strip of letters at the bottom. Make words and write them in the chart.

3 letter words	4 letter words	5 letter words

c	b	i	u	n	e	a	s	d	t	m	o	f	r	w
---	---	---	---	---	---	---	---	---	---	---	---	---	---	---

Credits:

Font: Jen Jones, [Hello Literacy](#)

Frames: [Lovin' Lit](#)



This product was purchased for a single-user only, and is not for redistribution or resale in any form. Contact me, the seller, for license and additional permission to share this product. Thank you!

Emily Gibbons, © 2016

<http://www.teacherspayteachers.com/Store/Emily-Gibbons>

*** Be sure to check out my other word sorting products in [my store](#)!**